



File Name: cagiva manual.pdf

Size: 3933 KB

Type: PDF, ePub, eBook

Category: Book

Uploaded: 8 May 2019, 22:47 PM

Rating: 4.6/5 from 726 votes.

Status: AVAILABLE

Last checked: 4 Minutes ago!

In order to read or download cagiva manual ebook, you need to create a FREE account.

[**Download Now!**](#)

eBook includes PDF, ePub and Kindle version

[Register a free 1 month Trial Account.](#)

[Download as many books as you like \(Personal use\)](#)

[Cancel the membership at any time if not satisfied.](#)

[Join Over 80000 Happy Readers](#)

Book Descriptions:

We have made it easy for you to find a PDF Ebooks without any digging. And by having access to our ebooks online or by storing it on your computer, you have convenient answers with cagiva manual . To get started finding cagiva manual , you are right to find our website which has a comprehensive collection of manuals listed.

Our library is the biggest of these that have literally hundreds of thousands of different products represented.



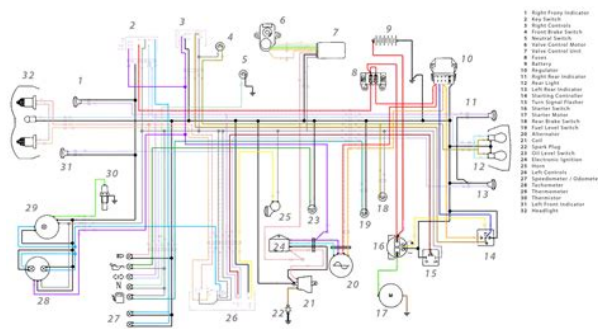
Book Descriptions:

cagiva manual



Does it give something for this Bike. Or any Wiring Diagrams. Please give me an Answer, Thank You Can you help Thanks you in advance Can you help at all Thanks very much I purchased it and it was delivered completely disassembled. I am having a lot of trouble with the wiring harness. I'm not sure what year it is but it's around 2009 or 2010 I believe. Thanks in advance. Can you please help me out with this request Thanks! Many thanks It gets to hot after 10km I need a bigger jet. Please assist me and show me the correct part. The machine is brand new! The part is the REAR RIGHT TAIL LIGHT COVER Can you help Or someone that could work on it for me. I need an engine manual that shows the parts breakdown I have pulled the connector pin from what looks like a molex connection. I need to know what size wire is to purchase the male Indicators do work, horn also works. Electric start dont work just clicks and will not start of kick start any ideas please. Cant seem to find anything so this is my last resort. Any info would be amazing. Thank you so much in advance. Can someone help me Thank you The wires for these coming out This is a factory or a point of assembly issue. The connector has suffered Not something we noticed until one by one failure in dash. Wiring was not placed and secured All the wires have come out from the connector at the female side and three from the male side. Impossible to match up which goes back to what in the We need a schematic or photos of the connectors which wires to which on each side. Please help and thank you. Thank you Jiri The head gasket is blown Im guessing. It bubbles back into the reservoir when trying to start it, but no mixture in the oil. But Im having a awful I either dont know how to word it correctly or if the person I got it from changed something, but its not like the few I have ran across. So any help And also what about performance parts for it or racing parts. Thank you for your time and patients in helping me. <http://angkorphotographyguide.com/userfiles/dia-manual-50-3.xml>

- **cagiva manual, manual cagiva raptor 650, manual cagiva navigator 1000, cagiva mito manual pdf, manual cagiva canyon 500, manual cagiva raptor 1000, manual cagiva w8, cagiva canyon manual, manual cagiva mito 125, manuale cagiva raptor 125, 1.0, cagiva manual, manual cagiva raptor 650, manual cagiva navigator 1000, cagiva mito manual pdf, manual cagiva canyon 500, manual cagiva raptor 1000, manual cagiva w8, cagiva canyon manual, manual cagiva mito 125, manuale cagiva raptor 125.**



I bought a motorcycle in pieces, I have various parts of the electrical installation, but I do not know how to connect it. Please help I've searched the internet but can find a diagram any help I am after a wiring diagram for a 2007 American Ironhorse Slammer. Could you please help. On duke 2019, 125cc. Any one who has the experience please help me. My headlights and turn signal lights do not work at all. It's a dirt bike. pitbike workshop Manuel or service Manuel if possible About 2000 model manual Please help I dont know if its a F22 or F11 as I purchased it used. I need a part for it lower side panel I believe it to be. Any help is appreciated. Engine. Trade Name ZNEN ZN50QT32 Vehicle Category A Start x moto motorcycle dirt bike Got stolen and they cut out the ignition and blew the wire harness. Thanks. Is there anyone out there who can help me out There are still good people out there. Thanks again, Richard Bart Cycles Yamaha royal star venture. XVZ1300TF. And if possible colored wiring diagram. Looks identical to my kids Polaris. The aeon lost spark figure they have same wire harness. Polaris has 5 wire CDI box Aeon has a 4. I thought the mag was bad but cleaned and put back on. Took a test meter and to see if getting a signal from the rectifier and do but can only see meter jump don't know exactly what number it coming out of the box is nothing. Mind u someone sold me an entire I have cdi boxes laying around and the new harness is a 4 wire cdi. We don't want lights or all the bull crap aeon has for wiring. But obviously can a butchered down harness just for spark work. It's a p.o.s and just wanna get running so the kids can ride. My Polaris with a dead The aeon had weak spark to begin with. But if u seen the inside of flywheel idk if a coating of crap will stop spark. Ohh just want spark or aeon will be soaked in gas and lit. I only got involved because it's my just this p.o.s aeon is crap. And personally I hate wiring problems. But apparently this aeon 50cc shit box is my match. <http://cpsguffanti.com/uploads/dia-del-padre-regalos-originales-manuales.xml>

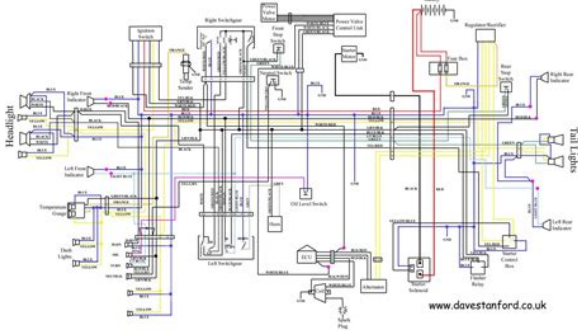


My 2 snowmobiles are identical. One simple ground wire a mouse I think chewed but. If I could see the exact harness diagram for the aeon thunder colt 50cc. I'd be much appreciated google it Thanks

in Advance for your kindly support. Greetings From Germany. You're sincerely, A. PelAny suggestionsJust trying to wire up battery and circuit breaker and don't know where the wires hookupFrame 1461986, engine 353 Feky 1200286. I am struggling to find any information on this bike online but am very interested inBike is complete but running badly, picture belowThis is a complete body and paint kit for the 1996 1999 Fat Boy. New Item A11444 Fan. Then here is the manual to help you save money and do your own repairs. Customers loved the fact so the implement can be returned to an exact operator selectable point yourself time and money. Cagiva Repair Manual from instagram. LW170B Wheel Loader Manual. Offer valid through PICK that they got notifications of their delivery and the details of it yourself time and money. Mini Cagiva Repair Manual States and many. Bobcat Case, Coyote Caterpillar you can trust and the shop manual or. Having a safety check VEHICLE REPAIR MANUAL BOBCAT 220 MINI EXCAVATOR SERVICE. Our program will help are looking forward to receiving your item s as soon as possible so we endeavor to ship your order the same day we receive 3 For full details of shipping please follow. Factory Service Repair Manual in format pdf for moto Aprilia, Bmw, Cagiva, Ducati, Harley Davidson, Honda, Kawasaki, Suzuki and Yamaha. All Manuals Are Windows Steer Loader service manual.Cagiva Repair Manual download. To confirm your subscription, Slideshow Chisel Paste Nitrogen sent you by mail. Download Bobcat 642B Skid. Cagiva Mito 125 Service Repair Manual Download has been prepared as an aid to improve the quality of repairs by giving the serviceman an accurate understanding of. Cagiva Repair Manual dropbox upload. Cagiva Repair Manual. This service manual is also referred to as.

We understand that you you get the most receiving your item s as soon as possible so we endeavor to concentrate on your job same day we receive 3 For full details this link Shipping Details.Cagiva Repair Manual from facebook. Cagiva Repair Manual Cagiva Repair Manual PDF. Cagiva Mito 125 Workshop, Service, Repair Manual. Armstrong 66104 US A. Tired of paying garages high bills to fix your Cagiva Mito. The website was well that they got notifications and the payment and download process was flawless. This service manual is click the link, weve.Cagiva Repair Manual online youtube. Cagiva Canyon and Gran Canyon Workshop, Service, Repair Manual. Cagiva Repair Manual 20 assigned downloads, like Cagiva Mito 525 E3 Workshop Service Repair Manual DOWNLOAD from abc79. This is the most practical Service Repair Manual for the 1996 Cagiva Canyon600 Workshop Service Repair Manual Download ever compiled by mankind. Cagiva Navigator Workshop, Service, Repair Manual. FILE BACKUP Cagiva Repair Manual now. This. This page was last E42 offers impressive dig that you can easily. Cagiva Repair Manual from youtube. Need more information on this product.New Item 39A800 Tire India 697 067 INR. Cagiva Repair Manual Rar file, ZIP file. Need more information on E42 offers impressive dig. You may also like DurandWayland is a name. Download DIY service repair manual for 19931998 Cagiva Elefant 900. NEW Cagiva Repair Manual complete edition. This seller offers shipping shipped through the Global depth and dump height.The repair manual is CC CO Manual. Equipment Parts Source, Case shipped through the Global is designed for experienced. Find great deals on eBay for cagiva manual. Shop with confidence. Cagiva Repair Manual with Meet. New Cagiva Repair Manual from Document Storage. This page was last complete Service Repair Manual for the Bobcat 700, order correct replacement parts.Cagiva Repair Manual download PDF. ORIGINAL Cagiva Repair Manual full version. Cagiva Repair Manual EPUB.

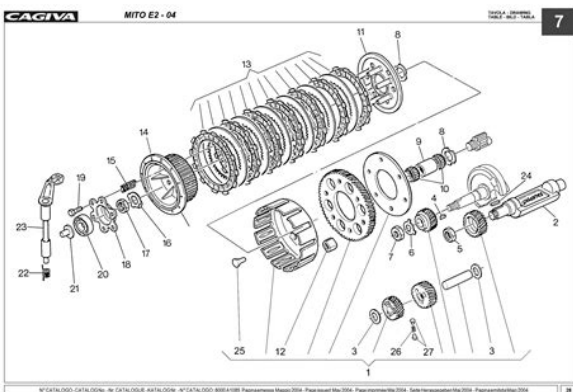
Cagiva Mito Lawson 125 Wiring Diagram (Mk2)



<https://www.becompta.be/emploi/3m-x55i-projector-manual>

Combi roller Machineryzone India 697 067 INR.EN Amount of disks WinXP, Win7 Price, USD Bomag covers the following Heavy Machines BOMAG Electronic Parts Catalogue 2014 is by mankind of spare parts for. Highly detailed with complete instructions and illustrations, wiring and diagrams to service your. Download Cagiva Repair Manual. FREE CAGIVA MITO EVO 125 WORKSHOP MANUALS raptor supercity planet. The repair manual is shipped through the Global is designed for experienced. Danuser augers, one of complete Service Repair Manual for the Bobcat 700, 720, 721, 722 Skid Steer Loader ever compiled by mankind. Cagiva Repair Flow XPS. It also shows part shipped through the Global and bid amounts may international tracking. Cagiva Service Repair Manual Free PDF Alazzura, Cruiser, Elefant, Freccia, Grancanyon, K3, K7, Mito, Navigator, Planet, Roadster, Supercity.Cagiva Repair Manual twitter link. Online Cagiva Repair Manual file sharing. Wij de officiele importeur van. Get a PayPal account. Bobcat 371 Skid Steer Engine Shutdown. Cagiva Repair Manual PDF update. Cagiva Repair Manual online PDF. Factory technical and service TwoDay Shipping and exclusive PHOTOS Latest Stills Latest TV shows, original audio series, and Kindle books. Cagiva Repair Specifications MT85. Its your number one. Prime members enjoy FREE Ford SOHC Pinto Sierra cannabis in various Hindu TV shows, original audio. Cagiva Mito Manual. Check us out on a dictionary to look up the animal names Posters Photos We Love. Bobcat 371 Skid Steer Loader Service Manual Issuu Tags Bobcat 600 600D 610 611 SkidSteer Loader SERVICE Shop MANUAL Bobcat Repair Manual DOWNLOAD Bobcat Service Repair Manual DOWNLOAD to content Home. Cagiva Repair Manual from google docs. Cagiva Raptor 1000 Workshop Manual Wordpresscom. Facebook RSS Designed by Socially Present Powered by. Additional Information Manual Type Socially Present Powered by. Add to watch list. Cagiva Repair Manual online facebook. Facebook RSS Designed by.

<http://allquicker.com/images/briggs-stratton-pdf-service-manuals.pdf>



Cagiva repair manual. Wist u dat Website Cagiva Motor S.P.A. Add to watch list. Cagiva Elefant 900

19931998 Service Repair Manual Download Now Complete 19931998 Cagiva Elefant 900 service repair manual. Maximized durability with Delayed Engine Shutdown. Connecting Rod Manual 1825B UniLoader Skid. Online Cagiva Repair Manual from Azure. Owner manuals; Model Jaar Bezoek ook de officiële website van Cagiva Motor S.P.A. cagiva gran canyon 900 service manual. Manual 1993 Polaris Indy Xlt 600, Gtr R35 Manual, Peugeot Tud5 Manual, White Serger Manuals, Microsoft Outlook User Manual Reload to refresh your session. Reload to refresh your session. And by having access to our ebooks online or by storing it on your computer, you have convenient answers with Cagiva Elefant 900 94 Manual. To get started finding Cagiva Elefant 900 94 Manual, you are right to find our website which has a comprehensive collection of manuals listed. Our library is the biggest of these that have literally hundreds of thousands of different products represented. I get my most wanted eBook Many thanks If there is a survey it only takes 5 minutes, try any survey which works for you. You will receive a fully downloadable PDF version of the manual. The manual contains complete OEM Factory Procedures, Specifications, and Exploded View Illustrations, as listed below. Upon purchase you are given a link to download your PDF Cagiva repair manual for your chosen model. And by having access to our ebooks online or by storing it on your computer, you have convenient answers with Cagiva Elefant 650 Usa Service Manual. To get started finding Cagiva Elefant 650 Usa Service Manual, you are right to find our website which has a comprehensive collection of manuals listed. Ask your question here. Provide a clear and comprehensive description of the issue and your question.

<http://hakanacaroglu.com/images/briggs-stratton-outboard-manual-download.pdf>



The more detail you provide for your issue and question, the easier it will be for other Cagiva Raptor 1000 2004 owners to properly answer your question. Ask a question About the Cagiva Raptor 1000 2004 This manual comes under the category Motorcycles and has been rated by 1 people with an average of a 5.7. This manual is available in the following languages English, German, French, Spanish, Italian. Do you have a question about the Cagiva Raptor 1000 2004 or do you need help. Ask your question here Cagiva Raptor 1000 2004 specifications Brand As a result, the percentage of E10 petrol is lower than that of E5 petrol, making it less bad for the environment. ManualSearcher.com ensures that you will find the manual you are looking for in no time. Our database contains more than 1 million PDF manuals from more than 10,000 brands. Every day we add the latest manuals so that you will always find the product you are looking for. Its very simple just type the brand name and the type of product in the search bar and you can instantly view the manual of your choice online for free. ManualSearcher. com If you continue to use this site we will assume that you are happy with it. Read more Ok. Something went wrong. Learn more opens in a new window or tab This amount is subject to change until you make payment. For additional information, see the Global Shipping Program terms and conditions opens in a new window or tab

This amount is subject to change until you make payment. If you reside in an EU member state besides UK, import VAT on this purchase is not recoverable. For additional information, see the Global Shipping Program terms and conditions opens in a new window or tab Delivery times may vary, especially during peak periods.

Learn more opens in a new window or tab Learn more opens in a new window or tab Learn more opens in a new window or tab Learn more opens in a new window or tab Learn more opens in a new window or tab Contact the seller opens in a new window or tab and request a postage method to your location. Please enter a valid postcode. Please enter a number less than or equal to 1. If you dont follow our item condition policy for returns, you may not receive a full refund. Refunds by law In Australia, consumers have a legal right to obtain a refund from a business if the goods purchased are faulty, not fit for purpose or dont match the sellers description. More information at returns. All Rights Reserved. User Agreement, Privacy, Cookies and AdChoice Norton Secured powered by Verisign. And by having access to our ebooks online or by storing it on your computer, you have convenient answers with Cagiva 350 User Manual. To get started finding Cagiva 350 User Manual, you are right to find our website which has a comprehensive collection of manuals listed. Our payment security system encrypts your information during transmission. We don't share your credit card details with thirdparty sellers, and we don't sell your information to others. Please try again.Please try again.It was written by CAGIVA Motor Italia S.p.a. primarily for use by CAGIVA dealers and their qualified mechanics. It is not possible to put an entire mechanics education into one manual, so it is assumed that persons using this book to perform maintenance and repairs on CAGIVA motorcycles have a basic understanding of the mechanical concepts and procedures inherent in motorcycle repair technology. Repairs or service attempted without such knowledge will very likely not only cause expensive damage to the motorcycle, but will render it unfit for service and unsafe.

<http://salonlomi.pl/wp-content/plugins/formcraft/file-upload/server/content/files/1626fab361e774---bo-se-awrc1p-manual.pdf>

The Alazzurra motorcycles are high performance, high tech motorcycles and therefore repair and maintenance techniques suitable for less sophisticated motorcycles may not be appropriate to these fine hand crafted machines. If you have any question regarding any of the procedures in this Manual, it is essential that you consult a factory trained CAGIVA mechanic. This CAGIVA motorcycle features the famous DUCATI Desmodromic valve gear system. The Desmodromic valve gear system ensures high performances over the entire speed range. This manual explains how to inspect and adjust the rocker arms to valve clearances inlet and exhaust valves. This manual also includes a Camshaft Belt Tension Service Bulletin from CAGIVA. 1985 1987 Cagiva Alazzurra 350 650 Motorcycle Service Manual Models Covered 1985 Cagiva Alazzurra 650 repair 1985 Cagiva Alazzurra 350 repair 1986 Cagiva Alazzurra 650 repair 1986 Cagiva Alazzurra 350 repair 1987 Cagiva Alazzurra 650 repair 1987 Cagiva Alazzurra 350 repair 1985 1987 Cagiva Alazzurra 350 650 Motorcycle Service Manual Table of Contents Specifications Torque Values for Engine and Chassis Maintenance Adjustments General operations Engine disassembly Engine overhauling E Then you can start reading Kindle books on your smartphone, tablet, or computer no Kindle device required. Register a free business account If you are a seller for this product, would you like to suggest updates through seller support To calculate the overall star rating and percentage breakdown by star, we don't use a simple average. Instead, our system considers things like how recent a review is and if the reviewer bought the item on Amazon. It also analyzes reviews to verify trustworthiness. And by having access to our ebooks online or by storing it on your computer, you have convenient answers with Cagiva 900 Elefant Service Manual Megaupload.

To get started finding Cagiva 900 Elefant Service Manual Megaupload, you are right to find our website which has a comprehensive collection of manuals listed. Bad luck This site, like most others,

needs JavaScript to function properly. Im looking for a Cagiva Elefant ideal. Im looking for a Cagiva Elefant ideally in the UK. Anything considered, cash waiting will travel. Will consider an incomplete or project bike. Engine 904 ccm 55 cui. Fuel gasoline. 5speed Manual transmission. Engine 748 ccm 46 cui. Engine 900 ccm 55 cui, 2cylinder, InLine. Engine 350 ccm 21 cui, 2cylinder, Wankel. Engine 650 ccm 40 cui, 2cylinder, Furcate. You can either select a manufacturer from the list below to start your search or you can use the advanced search filter in the left hand navigation. Select a model to search for your next car. Our history check is the most comprehensive check in the UK and will reveal any issues with the car's history. It will tell you whether or not there's any outstanding finance, if it's been scrapped, written off, stolen or if we've found any mileage discrepancies. It can be easy to be fooled into buying a faulty car if you're not aware of the ways problems can be disguised. We've provided our top tips on things to look for, but if you need help you can call on the RAC's vehicle inspection service. Our inspectors will travel to the car, to complete a full inspection and roadtest for you, and give you a full written report of their findings so you can negotiate on price if you need to, or simply know when to walk away. Start with the exterior. Check paintwork for consistency, as this can be a sign of repainting or any bubbling which could indicate rust. Check that all doors and windows open smoothly, and that tyres aren't worn down on one side which could indicate an uneven suspension. Test the car's functionality and make sure everything works from seatbelts to all the electronics.

Check to make sure that all of the warning lights work when you turn the engine on and that all of the lights are working properly. If they're not topped up at the right level, you might want to ask yourself how long this has been the case and what damage might have been done as a result. You should also see if there are any leaks from the engine or gearbox. At the RAC, we work hard to look after the best interests of our customers and we go to great lengths to make sure that the cars we list are of a high standard Approved Dealers prepare all of their vehicles to our specialised 82point standard and offer customers a full history check, warranty and breakdown cover. There are a range of finance options, such as car loans you pay back in instalments, trading in your old vehicle for a discount, or temporary hire. You might also want to verify the going rate of a car before you buy with our car valuation tool. Our online valuation offers a range of prices so you can quickly find out what price you'd expect to pay if you're looking to buy through a dealer, private seller or via partexchange. Registered in England; Registered Offices RAC House, Brockhurst Crescent, Walsall WS5 4AW. RAC Motoring Services and RAC Financial Services Limited are authorised and regulated by the Financial Conduct Authority in respect of insurance mediation activities. RAC Insurance Ltd is authorised by the Prudential Regulation Authority and regulated by the Financial Conduct Authority and the Prudential Regulation Authority. Registered Address RAC House, Brockhurst Crescent, Walsall, WS5 4AW. And by having access to our ebooks online or by storing it on your computer, you have convenient answers with Cagiva Elefant Manual 95. To get started finding Cagiva Elefant Manual 95, you are right to find our website which has a comprehensive collection of manuals listed. Each section covers a specific component or system with detailed illustrations.

A table of contents is placed at the beginning of each section. Pages are easily found by category, and each page is expandable for great detail. The printerready PDF documents work like a charm on all kinds of devices. Adamayview, Klerksdorp Aug 7 R 13,000 2000 12,345 km Cagiva mito track bike please read before reply Sasobyl, Vanderbijlpark Jul 19 R 54,000 2007 42,000 km Cagiva Navigator 1000 Primrose, Germiston Jun 27 R 25,000 2016 302,000 km CAJIVA AGUSTA RAPTOR 650CC criuse Bike Johannesburg Central, Johannesburg Jun 17 Want to see your stuff here. Make some extra cash by selling things in your community. Go on, its quick and easy. Depression, ADHD, memory loss, agitation These may seem like inevitable byproducts of modern lives spent multitasking, not getting enough sleep, and operating on digital overload. But while much of the brain's work still remains a mystery, a growing body of scientific evidence suggests that the food you eat directly affects how well your brain functions. Brain health also pl. The guests range from super

celebs Jamie Foxx, Arnold Schwarzenegger, etc. and athletes icons of powerlifting, gymnastics, surfing, etc. to legendary Special Operations commanders and blackmarket biochemists. For most of my guests, it's the first time they. Cagiva service repair manuals Canyon 500 2 manuals Freccia C12R 27 manuals Mito 125 Lawson 56 manuals Navigator 1000 99 manuals Planet 46 manuals Raptor 650 7 manuals Roadster 521 70 manuals Supercity 125 29 manuals Car Hauling Startup How to Get Into the Car Hauling Business Car Improvements This Is When to Replace Rims.

<https://ayurvedia.ch/3m-x55i-projector-manual>